

# ASANSÖR BUTON VE SİNYALİZASYON BİLEŞENLERİ KATALOGU

## ELEVATOR BUTTON AND SIGNALLING COMPONENTS CATALOGUE



Çevreci ve Yeni Nesil  
Teknolojik Asansörler

Environmentally Friendly and  
New Generation Technological  
Elevators



Gemak Asansör bölge sanayisinin gelişimini ve asansör konusunda ki ihtiyacını dikkate alarak 1992 yılında Gebze'de kurulmuştur.

Kurucuları 1982 yılından itibaren asansör ve yürüyen merdiven sektörü içinde kumanda sistemleri, kapı, kabin imalatı, montaj, servis-bakım hizmetleri alanında idareci ve uygulamacı olarak çalışmış bilgi, beceri ve tecrübeleri ile ülkemiz asansör sektörüne ciddi katkı sağlamışlardır. Kurulduğu günden itibaren "En yeni asansör teknolojilerini kullanarak müşterilerine dünya standartlarında çözümler sunmak" ilkesiyle yola çıkan Gemak 41 yıllık süreçte yurt içi ve yurt dışında birçok projeyi başarı ile tamamlayarak ülke sınırlarını aşan firmalardan biri olmayı başarmıştır. 2014 yılında yaptığı yatırımla, 3500 m2'si kapalı olmak üzere 5000 m2 alan üzerine kurduğu Tuzlada fabrikasını faaliyete geçirmiştir.

Müşteri memnuniyetini ön planda tutan GEMAK kısa zaman içerisinde ürün çeşitliliğini, üretim kapasitesini ve müşteri portföyünü genişletmiştir.

GEMAK ,

- Asansörler,
- Yürüyen Merdivenler,
- Engelli Erişim Sistemleri,
- Mekanik-Hidrolik Yük Platformları,

Komple paket asansör sistemleri ve çeşitli asansör ekipmanlarının üretim ve satışında yapmaktadır.

Kurulduğu günden beri müşteri memnuniyetini artırmayı, teknolojik yenilikleri takip ederek modern üretim yapmayı, yurt içi ve yurt dışında pazar payını artırarak ekonomiye katkı sağlamayı hedefleyen GEMAK, ileriki yıllarda ulaştığı bu hedefleri bir üst seviyeye taşımak için, özveriyle çalışmalarını sürdürmektedir.

Gemak Elevator was established in Gebze in 1992, taking into account the development of the regional industry and the need for lifts.

Since 1982, the founders have worked as managers and practitioners in the field of control systems, door, cabin manufacturing, assembly, service-maintenance services in the elevator and escalator sector and have made a significant contribution to the elevator sector of our country with their knowledge, skills and experience. Gemak, which has set out with the principle of "Providing world-class solutions to its customers by using the latest lift technologies" since the day it was founded, has successfully completed many projects in Turkey and abroad in 41 years and has succeeded in becoming one of the companies that exceed the borders of the country. In 2014, with the investment it made in 2014, it put its factory into operation in Tuzla, which was established on an area of 5000 m2, 3500 m2 of which is closed.

GEMAK, which prioritises customer satisfaction, has expanded its product range, production capacity and customer portfolio in a short time.

GEMAK ,

- The Elevators,
- Escalators,
- Disabled Access Systems,
- Mechanical-Hydraulic Load Platforms,

It also manufactures and sells complete package lift systems and various lift equipment.

Since the day it was founded, GEMAK aims to increase customer satisfaction, to make modern production by following technological innovations, to contribute to the economy by increasing its market share both at home and abroad, and continues to work devotedly to carry these targets to the next level in the coming years.

CE



PROFESSIONAL ELEVATOR SOLUTIONS

# İÇİNDEKİLER CONTENTS



<b>KABİN BUTONYERLERİ</b>	<b>CAR FIXTURES COP</b>	
SIVA ÜSTÜ	<i>SURFACE MOUNT COP</i>	
• SGN & SM Serisi	• SGN & SM Series	2
• SG & SGN Serisi	• SG & SGN Series	3
• PG & PGN Serisi	• PG & PGN Series	4
• GSN 2000 SM Serisi	• GSN 2000 SM Series	5
• GS & GSN Serisi	• GS & GSN Series	6
• GT & GTN Serisi	• GT & GTN Series	7
• LGPN Serisi	• LGPN Series	8
• SGS Serisi	• SGS Series	9
• LS & LSPNY Serisi	• LS & LSPNY Series	10
SIVA ALTI	<i>FLUSH MOUNTED COP</i>	
• DGNP Serisi	• DGNP Series	11
• LSGPN Serisi	• LSGPN Series	12
<b>KAT BUTONYERLERİ</b>	<b>LANDING FIXTURES LOP</b>	
SIVA ÜSTÜ	<i>SURFACE MOUNT COP</i>	
• PGST Serisi	• PGST Series	13
• PSX Serisi	• PSX Series	14
• PG Serisi	• PG Series	15
• SG Serisi	• SG Series	16
• PS Serisi	• PS Series	17
SIVA ALTI	<i>FLUSH MOUNTED COP</i>	
• LG & LS Serisi	• LG & LS Series	18
• GST Cam Serisi	• GST Glass Series	19
• GT Cam Serisi	• GT Glass Series	20
<b>ÜST GÖSTERGELER</b>	<b>DOOR TOP INDICATORS</b>	
SIVA ÜSTÜ	<i>SURFACE MOUNT COP</i>	21
<b>KUMANDA KONTROL VE GÜVENLİK BİLEŞENLERİ</b>	<b>COMMAND, CONTROL AND SAFETY COMPONENTS</b>	
KUMANDA GÜVENLİK BİLEŞENLERİ	CONTROL SAFETY COMPONENTS	22
<b>PASLANMAZ SEÇENEKLERİ</b>	<b>STAINLESS OPTIONS</b>	
PASLANMAZ SEÇENEKLERİ	STAINLESS OPTIONS	23
<b>KOMPLE ASANSÖR SİSTEMLERİ</b>	<b>COMPLATE ELEVATOR SYSTEMS</b>	
• MR Sistem (Makine Daireli Sistem)	• MR Systems (Machine Room Systems)	25
• MRL Sistem (Makine Dairesiz Sistem)	• MRL Systems (Machine Roomless Systems)	26
• Hidrolik Sistem	• Hydraulic Lift Systems	27
• Servis Asansörleri	•	28

# KABİN BUTONYERİ - SGN & SM

CABIN OPERATING PANEL OPTIONS



KABİN BUTONYERİ/ SIVA ÜSTÜ

CAR OPERATIGN PANEL/SURFACE MOUNT COP




SGN2000 SM



SGVN  
2000  
SM



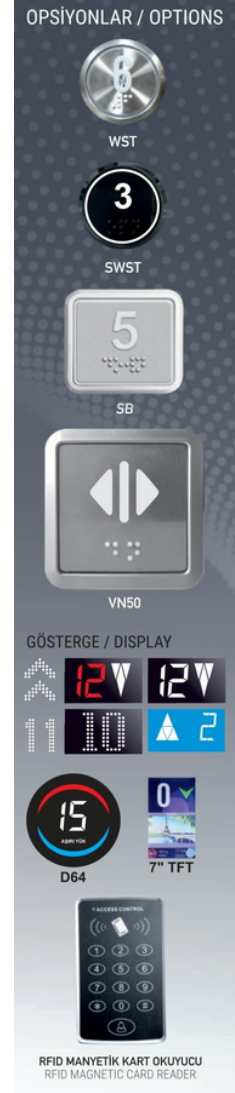
SGGN1000  
SM



SGPN1000  
SM



SGN5005  
SM



OPSIYONLAR



PROFESSIONAL ELEVATOR SOLUTIONS

# KABİN KASET BUTONYERİ - SG & SGN

CABIN OPERATING PANEL OPTIONS



KABİN KASETLERİ / SIVA ÜSTÜ



SGN2000 RFID



SGN2000

CAR OPERATIGN PANEL/SURFACE MOUNT COP



ISGN2000-D100



OPSİYONLAR




PROFESSIONAL ELEVATOR SOLUTIONS

# KABİN KASET BUTONYERİ - PG & PGN

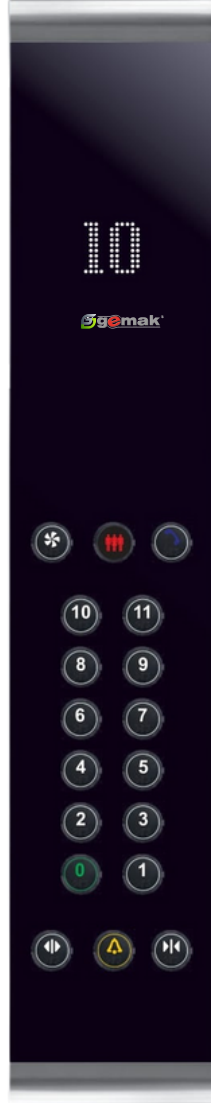
CABIN OPERATING PANEL OPTIONS



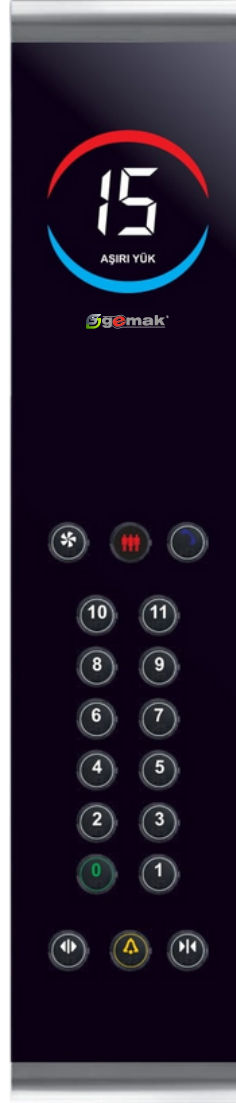
KABİN KASETLERİ / SIVA ÜSTÜ



PGN1000 SM



PGN1000 SM DM



PGN1000 SM D64

CAR OPERATIGN PANEL/SURFACE MOUNT COP



OPSİYONLAR



PROFESSIONAL ELEVATOR SOLUTIONS

# KABİN CAM BUTONYERİ GSN 2000 SM

## CABIN GLASS OPERATING PANEL OPTIONS




### KABİN KASETLERİ / SIVA ÜSTÜ



BG GRİ



BG Turkuaz



Toros Siyahi

### CAR OPERATIGN PANEL/SURFACE MOUNT COP



OPSIYONLAR



PROFESSIONAL ELEVATOR SOLUTIONS

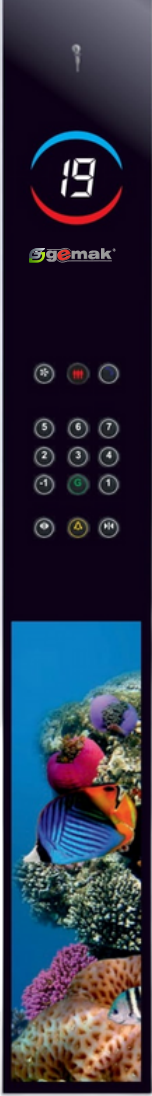


# KABİN CAM BUTONYERİ - GS & GSN


CABIN GLASS OPERATING PANEL OPTIONS



## KABİN KASETLERİ / SIVA ÜSTÜ

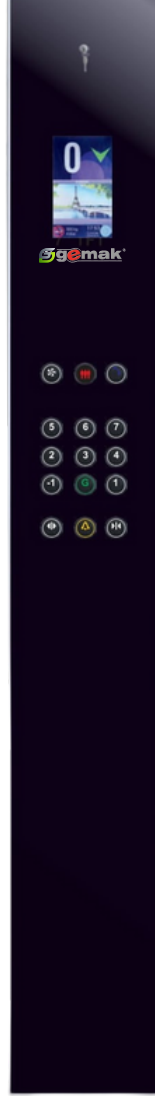


GS 2000-D64



GSN2000-DPF

## CAR OPERATIGN PANEL/SURFACE MOUNT COP



GSN2000-TFT



OPSIYONLAR



PROFESSIONAL ELEVATOR SOLUTIONS


# KABİN CAM BUTONYERİ - GT & GTN

CABIN GLASS OPERATING PANEL OPTIONS




KABİN KASETLERİ / SIVA ÜSTÜ

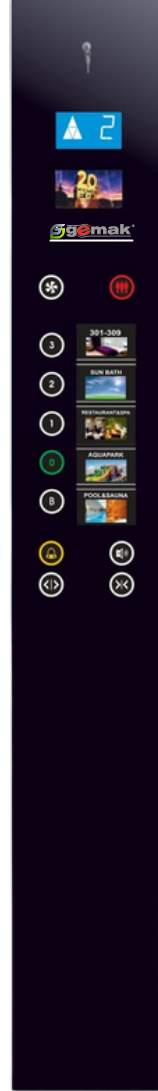
CAR OPERATIGN PANEL/SURFACE MOUNT COP




GTN2000



GTN2000DPF-RFID



GTN2000DPF



GTN2000WDPF



GTN2000TFT



OPSİYONLAR



GTN2000TFT OPSİYONLAR



Dokunmatik Buton

PROFESSIONAL ELEVATOR SOLUTIONS

# KABİN CAM BUTONYERİ - LGPN

CABIN GLASS OPERATING PANEL OPTIONS



KABİN KASETLERİ / SIVA ÜSTÜ

CAR OPERATIGN PANEL/SURFACE MOUNT COP



LGPN  
2000  
ROSE



LGPN  
2000  
BSM




LGPN  
2000  
FBSM



LGPN  
1000  
SM



OPSIYONLAR



PROFESSIONAL ELEVATOR SOLUTIONS

# KABİN KASET BUTONYERİ - SGS

CABIN OPERATING PANEL OPTIONS



KABİN KASETLERİ / SIVA ÜSTÜ



BLACK

SATINE


ROSE

GOLD

CAR OPERATIGN PANEL/SURFACE MOUNT COP



OPSİYONLAR



PROFESSIONAL ELEVATOR SOLUTIONS

# KABİN BUTONYERİ - LS & LSPNY

CABIN OPERATING PANEL OPTIONS



KABİN KASETLERİ / SIVA ÜSTÜ



LSPN




LSP

CAB OPERATING PANEL/SURFACE MOUNT COP



LSP



OPSİYONLAR



LSPNY



LSPNY1000



LSPNY1000



LSPNY1000

LSPNY



PROFESSIONAL ELEVATOR SOLUTIONS

# KABİN BUTONYERİ - DGPN

CABIN OPERATING PANEL OPTIONS



KABİN KASETLERİ / SIVA ALTI

CAR OPERATIGN PANEL/FLUSH MOUNTED COP




DGPN  
2000  
SM



Bulunduğu Kat / Location Floor  
Gidilen Kat / Target Floor  
\* Max. 48 Kat / Max. 48 Stop



DGPN  
1000  
SM



BUTONLAR



OPSİYONLAR



Ayarlar Menü / Setitins Menu



PROFESSIONAL ELEVATOR SOLUTIONS

# KABİN BUTONYERİ - LSGPN

CABIN OPERATING PANEL OPTIONS



KABİN KASETLERİ / SIVA ALTI



LGPN  
2000



LGPN  
2000  
ROSE



LSPN  
2000



LSPN  
1000

CAR OPERATIGN PANEL/FLUSH MOUNTED COP



OPSIYONLAR



PROFESSIONAL ELEVATOR SOLUTIONS

# KAT BUTONYERİ - PGST

LANDING OPERATING PANEL



KAT KASETLERİ / SIVA ÜSTÜ


LANDING OPERATIGN PANEL/SURFACE MOUNT



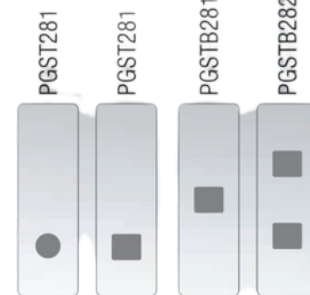
PGST



OPSIYONLAR



PGST281 PGT281 DM PGSTB281 PGSTB282



PROFESSIONAL ELEVATOR SOLUTIONS



# KAT BUTONYERİ - PSX

LANDING OPERATING PANEL



KAT KASETLERİ / SIVA ÜSTÜ



PSX DUBLEX

LANDING OPERATIGN PANEL/SURFACE MOUNT



PSX SIMPLEX



OPSİYONLAR



PSXTB251

PSXTB252

PSXTB251 SB

PSXTB252SB

PSXTB171

PSXTB172




PROFESSIONAL ELEVATOR SOLUTIONS

# KAT BUTONYERİ - PG

LANDING OPERATING PANEL




KAT KASETLERİ / SIVA ÜSTÜ



PGT2822

LANDING OPERATIGN PANEL/SURFACE MOUNT



OPSİYONLAR



PROFESSIONAL ELEVATOR SOLUTIONS

PGT281



PGT281DM



PGT282



PGT281



PGT282



# KAT BUTONYERİ - SG

LANDING OPERATING PANEL



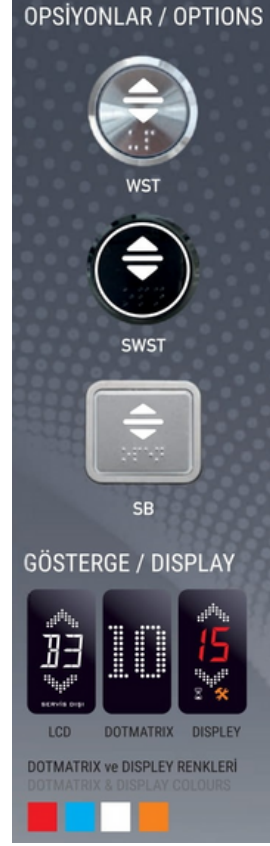
KAT KASETLERİ / SIVA ÜSTÜ



LANDING OPERATIGN PANEL/SURFACE MOUNT



SGT322



OPSİYONLAR



SGT2001

SGVT2001 DM

SGT301





SGT302

SGTP302

SGTP322

SGT322V

SGT321V




PROFESSIONAL ELEVATOR SOLUTIONS

# KAT BUTONYERİ - PS

LANDING OPERATING PANEL




KAT KASETLERİ / SIVA ÜSTÜ

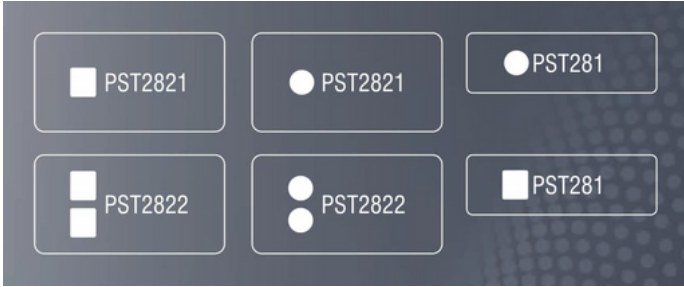


PST

LANDING OPERATIGN PANEL/SURFACE MOUNT




OPSİYONLAR



PST2822



PST2821



PST281



PST281 DM



PSTB282



PSTB281






PROFESSIONAL ELEVATOR SOLUTIONS

# KAT BUTONYERİ - LG & LS

LANDING OPERATING PANEL



KAT KASETLERİ / SIVA ALTI



LGT281

LANDING OPERATIGN PANEL/FLUSH MOUNTED



OPSİYONLAR




LST361  
LCD



LST361



LST362



LST322



LST281



LST282



PROFESSIONAL ELEVATOR SOLUTIONS

# KAT CAM BUTONYER - GST

LANDING OPERATING PANEL GLASS



KAT KASETLERİ / SIVA ALTI




GST321

LANDING OPERATIGN PANEL/FLUSH MOUNTED



OPSİYONLAR



PROFESSIONAL ELEVATOR SOLUTIONS

GSTB 252    GSTB 251    GSTB 251    GST 301    GST 301    GST 322  
LCD




# KAT CAM BUTONYER - GT

LANDING OPERATING PANEL GLASS




KAT KASETLERİ / SIVA ALTI

LANDING OPERATIGN PANEL/FLUSH MOUNTED



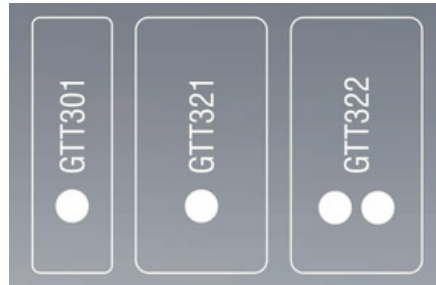
GTT301



GTT321



OPSİYONLAR



GTT301  
LCD




GTT301  
LCD




GTT  
251



GTTB  
252



GTTB  
251



PROFESSIONAL ELEVATOR SOLUTIONS

# KAPI ÜST GÖSTERGELERİ

## DOOR TOP INDICATORS



KAPI ÜST GÖSTERGELERİ / SIVA ÜSTÜ DOOR TOP INDICATORS / SURFACE MOUNTED



Ø 465 mm.

AGI64



Ø 465 mm.

GI130



Ø 320 mm.

GI100



GIA320



Ø 320\*106 mm.

GIA320



GIA320 DM



GIA250



Ø 250\*130 mm.

GIA250



SGI300



SGI300 DM

Ø 300\*100 mm.



PGI280



PGI280 DM

Ø 280\*85\*15 mm.

PROFESSIONAL ELEVATOR SOLUTIONS





# KUMANDA KONTROL VE GÜVENLİK BİLEŞENLERİ

COMMAND, CONTROL AND SAFETY COMPONENTS



RFID MANYETİK KART OKUMA CİHAZI *RFID MAGNETIC CARD READER*




YANGIN DEDEKTÖRÜ

FIRE DETECTOR



DEPREM DSENSÖRÜ

EARTHQUAKE SENSOR



SİREN

SIREN



SİNYAL LAMBASI


SIGNAL LAMP



PROFESSIONAL ELEVATOR SOLUTIONS

# PASLANMAZ SEÇENEKLERİ

STAINLESS OPTIONS




SATIN



SATIN BRONZ



MIRROR



BRONZ AYNA




ALTIN SATIN



SIYAH SATIN



ALTIN AYNA



SIYAH AYNA


PROFESSIONAL ELEVATOR SOLUTIONS

# KOMPLE ASANSÖR SİSTEMLERİ

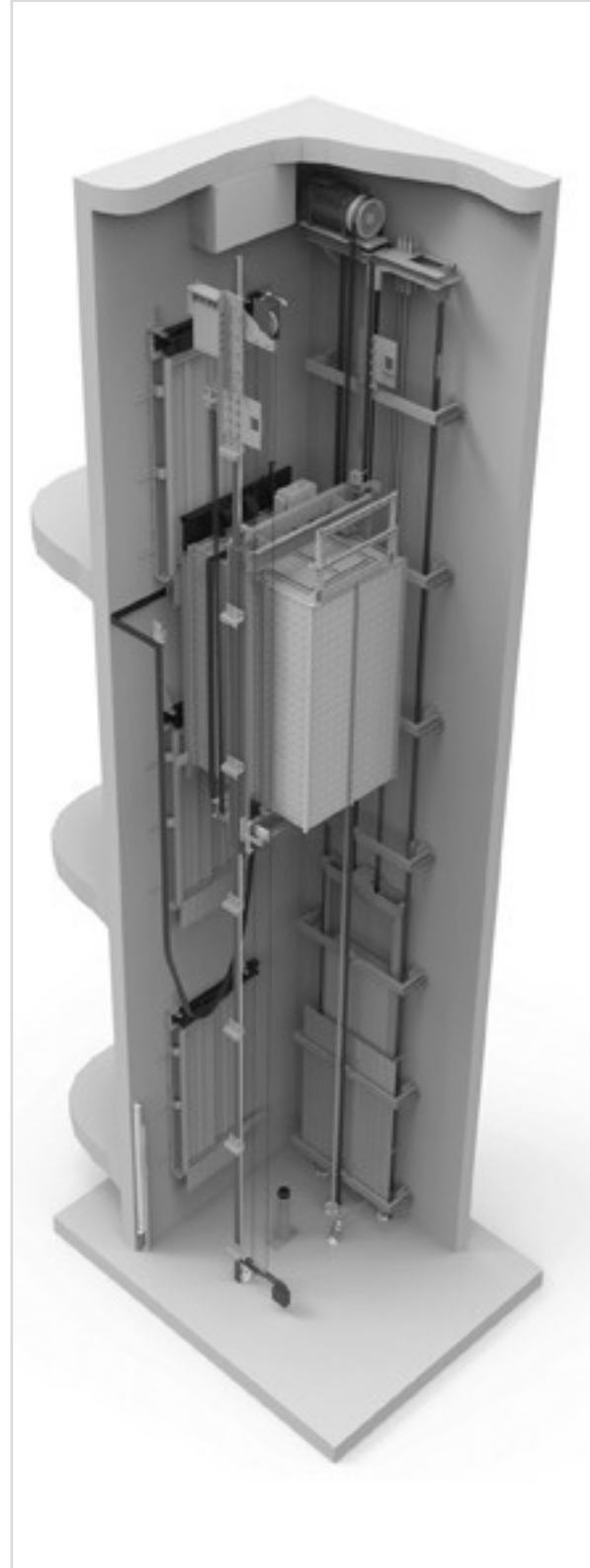
COMPLETE ELEVATOR SYSTEMS



MR ELEVATOR - MAKİNE DAİRELİ



MRL ELEVATOR - MAKİNE DAİRESİZ



PROFESSIONAL ELEVATOR SOLUTIONS

## MR Sistem (Makine Daireli Sistem)

Makina daireli asansörlerimizin, 30 kata kadar olan binalarda, 3000 kg. kapasiteye ve 2,50 m/sn hıza kadar, tesis edilebilme imkanı vardır. Makine daireli yüksek kapasiteli asansörler özellikle yolcu terminalleri, çok katlı mağazalar, alışveriş merkezleri ile eğitim, kültür ve sağlık kuruluşları için uygun bir çözüm oluşturmaktadır. VWF kontrolü son derece sessiz ve konforlu bir seyir sağlarken, düşük motor devirlerinde de sistemin güvenliğini en üst düzeye çıkartmaktadır.

## MR Systems (Machine Room Systems)

Our machine room elevators can be installed in buildings up to 30 floors, up to 3000 kg. capacity and 2,50 m/sec speed. High capacity elevators with machine room are especially suitable for passenger terminals, multi-storey stores, shopping centres, educational, cultural and health institutions. VWF control provides an extremely quiet and comfortable ride and maximises the safety of the system at low engine speeds.



GEARBOX MACHINE



## MRL Sistem (Makine Dairesiz Sistem)

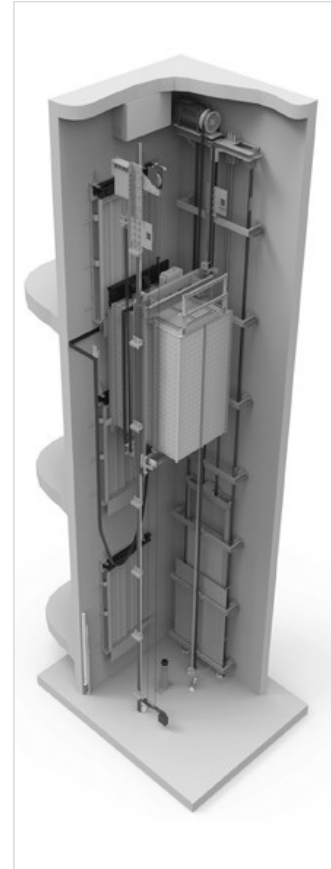
Makina dairesiz asansörlerimizin, 30 kata kadar olan binalarda, 3000 kg. kapasiteye ve 2,50 m/sn hıza kadar, tesis edilebilme imkanı vardır. Makine dairesiz yüksek kapasiteli asansörler özellikle yolcu terminalleri, çok katlı mağazalar, alışveriş merkezleri ile eğitim, kültür ve sağlık kuruluşları için uygun bir çözüm oluşturmaktadır. Geleneksel motorlara göre %40'a varan enerji tasarrufunun yanısıra, dişli kutusunun olmaması nedeniyle yıpranma son derece az olmaktadır. Sistemin yağsız olması çevre kirliliği ve yangın tehlikesini tamamen ortadan kaldırmaktadır. VVVF kontrolü ise son derece sessiz ve konforlu bir seyir sağlarken, düşük motor devirlerinde de sistemin güvenliğini en üst düzeye çıkartmaktadır.

## MRL Systems (Machine Roomless Systems)

Machine roomless systems elevators can be assemble the buildings that have max. 30 floors , 3000 kilograms , 2,50 meter/second. Machine roomless systems elevators are used in passsenger terminal facilities, hospitals, schools,malls. Compared with a conventional engine up to 40% energy savings in addition to the gearbox is extremely less due to the lack of wear the system works without oil, this situation eliminates anviromental pollution and the danger of fire. Control vvvf provides extremely quiet and comfortable journey. Also low engine speed puts security of the system up high point.



GEARLESS MACHINE



## Hidrolik Sistem

Hidrolik asansörler, elektrikli motorunun tahrik ettiği hidrolik pompa ünitesinin yağı itmesi veya çekmesi ile pistonun hareketi ile kabinin tahrik kabiliyetini sağlayan sistemlerdir.

Genel olarak kullanılan tahrik sisteminde yukarı yönde hareket motor-pompa ile aşağı yöne hareketlerde ise asansör kabininin kendi ağırlığı kullanılır.

Tahrik sisteminde bir diğer alternatif ise hidrolik silindirin motor-pompa ünitesinin sürücü ile hem yukarı hem de aşağı yönde hareketini sağlayan sistemdir.

Hidrolik asansörün makine dairesi genellikle zemin katta olacak şekilde projelendirilir. (Ancak binada istenilen katta makine dairesi olabilir. Kuyu + - 5 Mt.) Makine dairesinde, bir yağ kazanı (Tank) ve bunun üzerinde hidrolik sistem, kumanda panosu ve hidrolik sıvısının içinden geçtiği hortumlar bulunmaktadır.

Bu sistemde, asansör kuyusu içerisinde; asansör kabini, taşıyıcı karkas, silindir piston sistemi, askı tertibatı, tamponlar varsa karşı ağırlık tertibatı bulunmaktadır.

Hidrolik asansörler, yolcu ve yük taşımak için uygundur. Hidrolik asansörler, 2 ile 9 kat arasındaki yükseklikte 0.12 m/sn ile 1 m/sn hızlarında çalışabilir. Tek silindirli hidrolik asansörler, 240 kg ile 10.000 kg kadar ağırlığı, Çift silindirli hidrolik asansörler, 1500 kg ile 40.000 kg kadar ağırlığı taşıyabilirler.

Hidrolik asansörler düşük katlı binalarda kullanılır insan taşınmasından daha çok yük taşımada tercih edilir.

## Hydraulic Lift Systems

Hydraulic lifts are systems that provide the drive capability of the cabin with the movement of the piston by pushing or pulling the oil of the hydraulic pump unit driven by the electric motor.

In the generally used drive system, the upward movement of the motor-pump and the downward movement of the lift car's own weight are used.

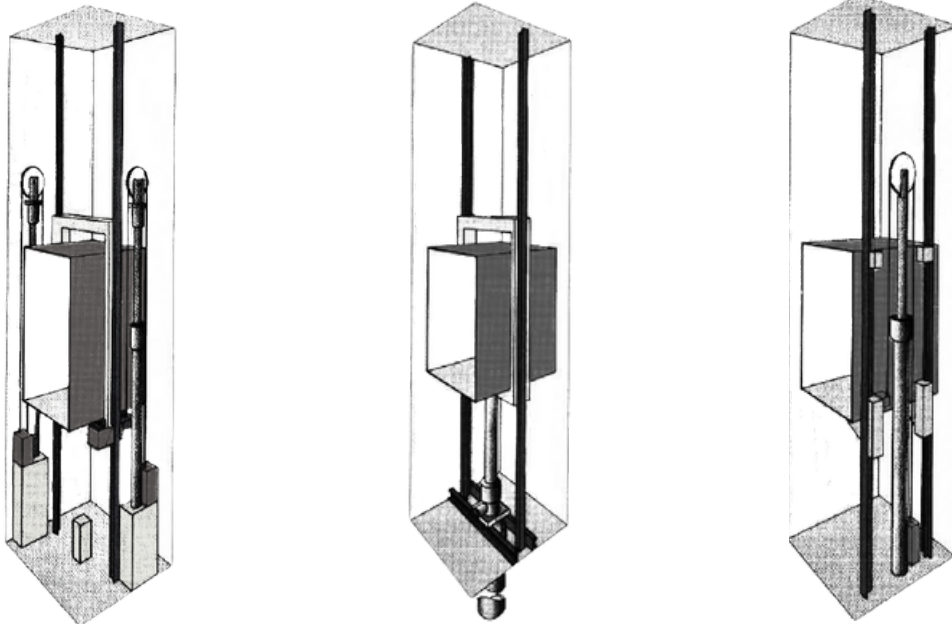
Another alternative in the drive system is the system that provides both upward and downward movement of the hydraulic cylinder with the drive of the motor-pump unit.

The machine room of the hydraulic lift is usually designed to be on the ground floor. (However, there can be a machine room on any floor in the building. Well + - 5 Mt.) In the machine room, there is an oil boiler (tank) and hydraulic system, control panel and hoses through which the hydraulic fluid passes.

In this system, in the lift shaft; lift cabin, carrier carcass, cylinder piston system, suspension device, buffers, if any, counterweight device.

Hydraulic lifts are suitable for carrying passengers and cargo. Hydraulic lifts can operate at speeds of 0.12 m/sec to 1 m/sec at heights between 2 and 9 floors. Single cylinder hydraulic lifts can carry 240 kg to 10.000 kg weight, double cylinder hydraulic lifts can carry 1500 kg to 40.000 kg weight.

Hydraulic lifts are used in low-rise buildings and are preferred for load transport rather than human transport.



Servis Asansörleri

Service Elevator



MCK 911



MCK 912



MCK 913



## GEMAK GEBZE MAKINE ELEKTRONIK ASANSOR SAN. VE TIC. LTD. STI.

Osman Yılmaz Mahallesi, Mehmet Akif Ersoy Cadde No:40 41400 Gebze/Kocaeli TURKIYE

Tel. : +90 (850) 25 900 25

Fax. : +90 (262) 646 60 20

E-Mail : [info@gemak.biz](mailto:info@gemak.biz)

Web : [www.gemak.biz](http://www.gemak.biz)